Oxford Print

Recommended products according to the techniques

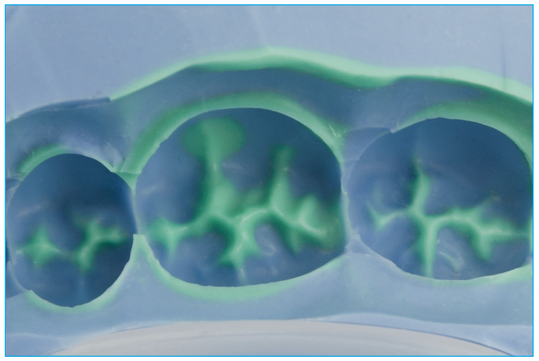

ONE STEP ONE PHASE	Oxford Print MONO	
ONE STEP TWO PHASES	1st phase	Oxford Print PUTTY
	2nd phase	Oxford Print MEDIUM or LIGHT
	1st phase	Oxford Print HEAVY
	2nd phase	Oxford Print MEDIUM
TWO STEPS TWO PHASES	1st phase	Oxford Print PUTTY
	2nd phase	Oxford Print LIGHT or MEDIUM

Ordering Information

Part Number	Description	
70-001	Oxford Print LIGHT	2 x 50 ml / 62 g Automix 1:1 12 x Oxford MixTIP(O) yellow for Automix 50 ml 1:1
71-002	Oxford Print MEDIUM	2 x 50 ml / 67 g Automix 1:1 12 x Oxford Mix TIP(O) pink for Automix 50 ml 1:1
72-002	Oxford Print HEAVY	2 x 50 ml / 73 g Automix 1:1 12 x Oxford Mix TIP(O) green for Automix 50 ml 1:1
72-003	Oxford Print HEAVY (MAXIMIX)	380 ml / 545 g Maximix 5:1 10 x Oxford Mix TIP Dynamic I Bajonett Ring
73-002	Oxford Print PUTTY (MAXIMIX)	380 ml / 560 g Maximix 5:1 10 x Oxford Mix TIP Dynamic I Bajonett Ring
73-003	Oxford Print PUTTY (HANDMIX)	2 x 600 g Jars Handmix 2 x spoon
73-005	Oxford Print PUTTY (HANDMIX)	2 x 400 g Jars Handmix 2 x spoon
74-001	Oxford Print MONO	2 x 50 ml / 70 g Automix 1:1 8 x Oxford Mix TIP(O) pink for Automix 50 ml 1:1
74-002	Oxford Print MONO (MAXIMIX)	380 ml / 520 g Maximix 5:1 10 x Oxford Mix TIP Dynamic I Bajonett Ring

© Copyright First Scientific Dental Materials GmbH

V3 - 01.12.16

Introducing Oxford Print Product Range High Precision in Short Time

Oxford Print: A Complete Product Range of sophisticated Impression Materials

All Oxford materials for impression are based on addition curing vinyl silicones

Oxford Print LIGHT Automix	Super Hydrophilic Correction Impression Material, Light Body
Oxford Print MEDIUM Automix	Super Hydrophilic Correction Impression Material, Medium Body
Oxford Print HEAVY Maximix or Automix	Super Hydrophilic Impression Material, Heavy Body
Oxford Print PUTTY Maximix	Automatically mixed Tray Impression Material like a Real Putty
Oxford Print PUTTY Handmix	Kneadable Tray Impression Material
Oxford Print MONO Maximix or Automix	Super Hydrophilic Monophase Impression Material

Oxford Scientific

Made in Germany by First Scientific Dental Materials GmbH



Oxford Scientific

Better for Your Patients - Better for Your Practice

Features and Benefits

Features	Benefits
Perfect dimensional stability **High elastic recovery (nearly 100 %)**	Virtually no shrinkage } **Perfect fit**
Super hydrophilic	Optimal wetting } **Perfect fit**
Tailor-made viscosity and thixotropy	Controlled flow
Long time storage of the impression Colour combinations with easy readability	
Easy application Easy-to-remove Desinfectable with all commercial desinfectants	**Easy handling**
Long shelf life of the impression	Safe and easy storage
Adequate working time and Short setting time — Perfect Snap Set	Comfortable
Neutral taste and odour	Less risk of patient unacceptance
Very good biocompatibility	Friendly to patients and dentists!

Oxford Print MONO: Super Hydrophile

	After 5 sec	After 30 sec
Oxford Print LIGHT		
Aquasil Ultra LV (Dentsply)		
Flexitime Correct Flow (Heraeus Kulzer)		
Imprint II Garant Light Body (3M ESPE)		
Impregum (3M ESPE)		

Optimal hydrophilicity is the key for a perfect impression.

It is measured by the wetting of the mixed impression material by water.
A drop of water is placed on the material and the contact angle is measured.

Low (flat) contact angle means good wetting.

Oxford Print Products - Better than the Bests !

Comfortable working time

High elastic recovery

Short setting time

Optimal hardness

Oxford Print	Mixing time in min (23 °C)	Total working time in min (23 °C)	Time in mouth	Setting time in min (35 °C)	Elastic Recovery (%)	Shore-A hardness after 24 h
LIGHT	Automix	1:45	2:30	3:30	> 99,4 %	45 - 51
MEDIUM	Automix	1:45	2:30	3:30	> 99,4 %	52 - 59
HEAVY	Automix	1:45	2:30	3:30	> 98,8 %	57 - 66
PUTTY MAXIMIX	Automix	1:15	2:30	3:30	> 98,8 %	59 - 67
PUTTY	0:30	1:15	2:30	3:30	> 98,6 %	66 - 72
MONO	Automix	1:45	2:30	3:30	> 99,2 %	58 - 66
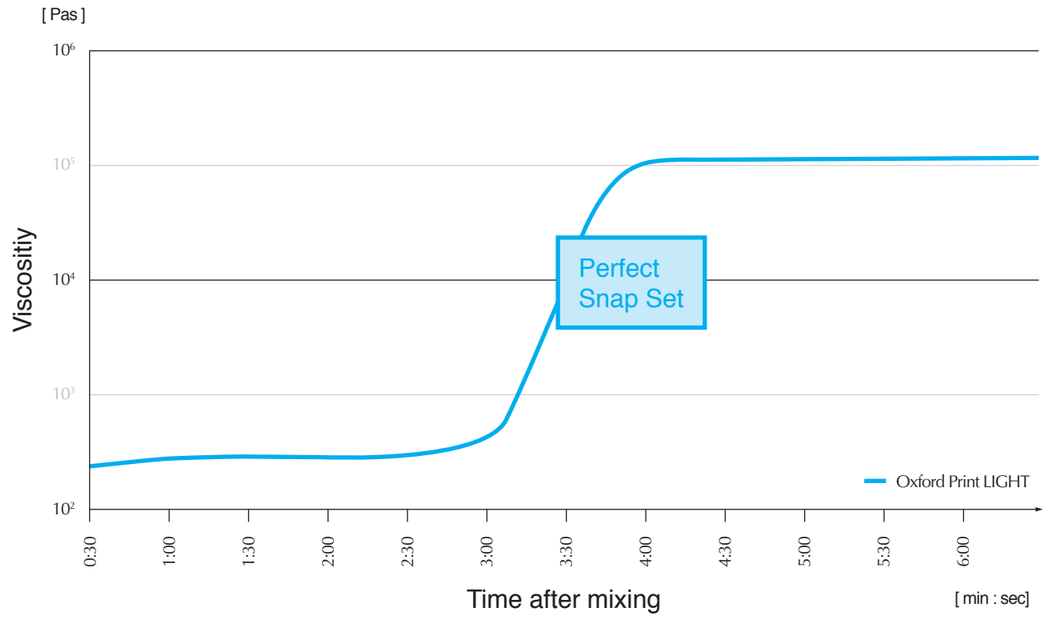
Oxford Print Products have all Super Snap Sets: Long Working Time (WT) / Short Setting Time (ST)